


Appendix IV. LEVEL III - Coral Disease Assessment Form

Date: _____ Site: _____ Recorder: _____ Transect: _____ Depth: _____ Heading: _____


Comments: _____

Spp.	Diam. (cm)	Lesion Type	Distribution F, M, C, D, L	Location B, M, A	Lesion Size	Lesion color	Lesion margin	Lesion Severity	Duration A, S, C	Comments


Lesion Location



basal




medial




apical


Lesion Distribution




focal




multifocal



coalescing



diffuse



linear

Lesion Margin: Smooth (S), Irregular (I)
 Lesion Severity: Mild (<10%), Moderate (10-24%) Severe (25-49%), Extreme (50-100%)
 Lesion Duration: Acute (no algal colonization) Subacute (filamentous algae) Chronic (gradation of algal types)